

# Computational Heat Transfer for Nanofluids through an Annular Tube

Mohamed H. Shedid

Department of Mechanical Engineering, Faculty of Engineering at El- Mattaria,  
Helwan University, Cairo, Egypt  
mshedid@hotmail.com

**Abstract** - In the present work, Spalart-Allmaras (S-A) turbulence modeling is used to study numerically thermal behavior for annular flow of nanofluids. The flow is subjected to a constant wall temperature at the outer wall. The nanofluids considered are alumina ( $Al_2O_3$ ) and oxide titanium ( $TiO_2$ ) nanoparticles and water as the base fluid. To conduct the investigation, a grid is constructed that give  $y^+$  for all velocities below 1. The model is validated with Gnielinski correlation for the flow of pure water. Validated model was used for different concentration ratios of  $Al_2O_3$  and  $TiO_2$  for different Peclet numbers. The results were compared with many correlations for convection of nanofluids flow and revealed better agreement with Spalart-Allmaras model rather than k- $\epsilon$  model. Results of numerical simulations are compared and showed an enhancement of Nusslet number as Peclet number grows with increasing concentration ratio.

**Keywords:** Nanofluid, Heat transfer; Annular flow, Spalart-Allmaras.

## 1. Introduction

Heat transfer by convection is very important for many industrial heating and cooling applications. The heat convection can passively be enhanced by changing flow geometry, boundary conditions or by enhancing fluid thermophysical properties. With presenting the concept of nanofluid (Choi, 1995), it attracted the attention of many researchers who were interested in increasing the heat transfer coefficient of liquids in many industrial applications.

They show that use of nanofluids does enhance heat transfer coefficient for heat transfer applications. Such enhancement mainly depends upon factors such as the shape of particles, the dimensions of particles, the volume fractions of particles in the suspensions, and the thermal properties of particle materials.

(Pak et al., 1998; Qiang et al., 2002; Xuan et al., 2003; Yang et al., 2005; Heris et al., 2007; Nguyena et al., 2007; VELAGAPUDI et al., 2008; Duangthongsuk et al., 2010; Nasiri et al., 2011; Murugesan et al., 2012; Darzi et al., 2013; Nield et al., 2014) have investigated the convective heat transfer of nanofluids. They show that use of nanofluids does enhance heat transfer coefficient for heat transfer applications. Such enhancement mainly depends upon factors such as the shape of particles, the dimensions of particles, the volume fractions of particles in the suspensions, and the thermal properties of particle materials.

Pak and Cho (Pak et al., 1998) published a correlation for the turbulent connective heat transfer for dilute dispersed fluids with submicron metallic oxide particles which is given by the following equation:

$$Nu = 0.021 Re^{0.8} Pr^{0.5} \quad (1)$$

While Xuan and Li (Xuan et al., 2003) correlate Nusslet number for both laminar and turbulent flow as follows;

$$Nu = 0.4328(1+11.285\phi^{0.754}Pe_p^{0.218}) Re^{0.333}Pr^{0.4} \quad \text{For laminar flow} \quad (1)$$

$$Nu = 0.0059(1+7.628\phi^{0.6886}Pe_p^{0.001}) Re^{0.9238}Pr^{0.4} \quad \text{For turbulent flow} \quad (2)$$

(Qiang et al., 2002) highlighted that the conventional convective heat transfer correlation of the pure fluid is not applicable to the nanofluid and recommended the correlation for Nusslet number for convective heat transfer with nanofluid flows in Equations (2) and (3).

(VELAGAPUDI et al., 2008) recommend a new correlations (4) and (5) for water- $\text{Al}_2\text{O}_3$  and water-CuO when the flow is turbulent;

$$\text{Nu} = 0.0256 \text{Re}^{0.8} \text{Pr}^{0.4} \quad \text{For water-}\text{Al}_2\text{O}_3 \quad (3)$$

$$\text{Nu} = 0.027 \text{Re}^{0.8} \text{Pr}^{0.4} \quad \text{For water-CuO} \quad (4)$$

(Bianco et al., 2009) concluded that single phase and two phase methods revealed approximated results, especially in the case of using temperature dependent properties. Demir (Demir et al., 2011) mentioned that although the nanofluid is actually a two-phase fluid in nature, the results show that the nanofluid behaves more like a pure fluid than a liquid–solid mixture. Kumar (Kumar, 2011) after validation his numerical study with experimental works, he emphasized single phase approach does not predict heat transfer coefficient as accurately as in the turbulent regime.

(Maïga et al., 2005) studied forced convection flow of water– $\text{Al}_2\text{O}_3$  and ethylene glycol– $\text{Al}_2\text{O}_3$  nanofluids inside a uniformly heated tube at the wall and a system of parallel, coaxial for both laminar and turbulent flow. Numerical results showed better heat transfer enhancement. Finally, he recommends with a correlation (Maïga et al., 2006) to estimate Nu, Equation (6).

$$\text{Nu} = 0.085 \text{Re}^{0.71} \text{Pr}^{0.35} \quad (5)$$

(Namburu et al., 2009) found in his numerical analysis for different nanofluids ( $\text{CuO}$ ,  $\text{Al}_2\text{O}_3$  and  $\text{SiO}_2$ ) in ethylene glycol and water mixture flowing through a circular tube under constant heat flux condition that Gnielinski correlation can be used in determining the Nusselt number with volume concentration up to 6%.

(Sharifi et al., 2012) examined the heat transfer coefficient for laminar flow inside tube subjected to constant heat flux with a concentration ratio from 1 to 10% by experimental and numerical methods. Good agreement was achieved between both methods and increase of heat transfer coefficient of about 60%.

Most numerical researches in convection heat transfer for nanofluids flow were in a cylindrical shape, (Rostamani et al., 2010) in rectangular duct, (Manca et al., 2012) in a triangular cross sectioned, (Bhattacharya et al., 2009) in rectangular micro-channel, (Pathipakka et al., 2010) in a circular tube fitted with helical twist inserts, (Vajjha et al., 2010) in flat tubes of the radiator and (Manca et al., 2012) in a ribbed channel and square cross section tubes. While others considered the natural convection for annular enclosures (Cianfrini et al., 2011; Abouali et al., 2012) and horizontal tube (Rashmi et al., 2011).

The aim of this paper is to investigate the heat transfer characteristics numerically for  $\text{Al}_2\text{O}_3$ /water and  $\text{TiO}_2$ /water flow through annulus via applying two turbulence models of  $k$ - $\epsilon$  and Spalart-Allmaras (S-A), evaluating its performance and assessment of the results with the proposed correlations.

## 2. Mathematical Formulation

### 2.1. Problem Statement

The geometry of the annular channel has an outer diameter, inner diameter and length of 30, 10 and 1500 mm, respectively. This geometry is represented by a two-dimensional rectangular duct of height  $h$  (difference between outer and inner diameter) and length  $l$ . The tube has an appropriate length in order to obtain fully developed profiles (velocity and thermal) at the outlet section ( $L/D_h > 10$ ), (Incropera et al., 2007). The outer wall is subjected to a constant wall temperature. The nanofluid enters the duct with uniform velocity and temperature and is affected only by the duct conditions. The nanofluid is incompressible and the flow is turbulent.

Also, it is assumed that the liquid and solid are in thermal equilibrium and they flow at same velocity. The resultant mixture may be considered as a conventional single phase fluid. The assumption of single phase for a nanofluid is validated to an extent by (Choi et al., 2001; Bianco et al., 2009; Demir et al., 2011; Kumar, 2011). Model is constructed and discretized using the strategy of computed wall  $y^+$  that is recommended when dealing with such flows as proposed by Gerasimov in

using Fluent from ANSYS (Gerasimov, 2006). This strategy assists in selecting the most suitable near-wall treatment (wall functions or near-wall modeling) and the corresponding turbulence model based on the wall  $y^+$  (Salim et al., 2009).

The CFD commercial code, Fluent, is employed to solve the problem by means of finite volume method. Two turbulence model namely  $k-\varepsilon$  and Spalart-Allmaras (S-A) are implemented. Spalart-Allmaras model is the most popular one-equation model. This model has been shown to give acceptable results for a wide variety of situations and is known for its stability. The numerical simulation results are also compared with correlations found by (Pak et al., 1998), (Xuan et al., 2003), (Maïga et al., 2006) and (VELAGAPUDI et al., 2008). To save computational time, half of the domain is selected as the computational domain since the problem is Axi-symmetric (Fig. 1).

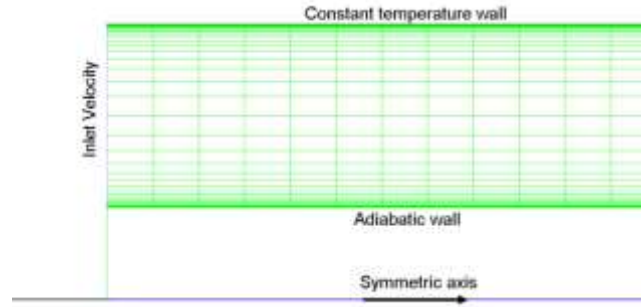


Fig. 1. Computational domain of the annular flow.

## 2.2. Governing Equations

The single-phase model, which has been used frequently for nanofluids, is also implemented to compare its predictions with the mixture model. The following equations represent the mathematical formulation of the single-phase model by (Choi et al., 2001; Bianco et al., 2009; Demir et al., 2011; Kumar, 2011):

Conservation of mass:

$$\text{div}(\rho \vec{V}) = 0 \quad (6)$$

Momentum equation:

$$\text{div}(\rho \vec{V} \vec{V}) = -\text{grad}P + \nabla \cdot (\mu \nabla \vec{V}) + S_m \quad (7)$$

Energy equation:

$$\text{div}(\rho \vec{V} C_p T) = \text{div}(k \cdot \text{grad}T) + S_e \quad (8)$$

The compression work and the viscous dissipation are assumed negligible in the energy equation; the source/sink terms  $S_m$  and  $S_e$  represent the integrated effects of momentum and energy exchange with base fluid, as shown in the following, and they are equal to zero in the case of single-phase model.

## 2.3. Thermophysical Properties of Nanofluid

In the absence of experimental data for nanofluid densities, constant value temperature independent values, based on nanoparticle volume fraction, the following parameters were used as reported by (Pak et al., 1998; Maïga et al., 2004; Roy et al., 2004) and others.

Density:

$$\rho_{nf} = \varphi \cdot \rho_p + (1 - \varphi) (\rho_{bf}) \quad (9)$$

Specific heat:

$$C_{p_{nf}} \cdot \rho_{nf} = \varphi(\rho_p \cdot C_{p_p}) + (1 - \varphi)(\rho_{bf} \cdot C_{p_{bf}}) \quad (10)$$

Effective thermal conductivity:

$$\frac{k_{nf}}{k_{bf}} = \frac{k_p + 2 \cdot k_{bf} - 2 \cdot (k_{bf} - k_p) \cdot \varphi}{k_p + 2 \cdot k_{bf} + 2 \cdot (k_{bf} - k_p) \cdot \varphi} \quad (11)$$

Viscosity

$$\mu_{nf} = \mu_{bf} \cdot (1 + 2.5 \cdot \varphi) \quad (12)$$

where,  $\mu_{bf}$ ,  $C_{p_{nf}}$ ,  $C_{p_{bf}}$ ,  $C_{p_p}$ ,  $\rho_p$ ,  $k_{bf}$ ,  $k_p$ , and  $\phi$  are basefluid viscosity, nanofluid heat capacity, base fluid heat capacity, nanoparticles heat capacity, nanoparticles density, thermal conductivity of base fluid, thermal conductivity of nanoparticles, and volume fraction of nanoparticles respectively.

The results of (Duangthongsuk et al., 2010) showed that use of the viscosity models to describe the Nusselt number of nanofluids gives different values compared with use of the measured data, by about 2–3%.

Specifications of nanoparticles used in this study are available in Table 1.

Table 1. Nanoparticles specifications.

Particle	Size (nm)	$\rho$ (kg/m <sup>3</sup> )	k (W/m.K)	Cp (J/kg.K)
Al <sub>2</sub> O <sub>3</sub>	25	3970	46	750
TiO <sub>2</sub>	10	3840	11.7	710

## 2.4. Data Analysis

Heat transfer ( $q''$ ) between nanofluid and outer wall is obtained through the following equation:

$$q'' = h \cdot \Delta T_{LM} \quad (13)$$

Where  $\Delta T_{LM}$  is mean logarithmic temperature deference and is defined by:

$$\Delta T_{LM} = \frac{(T_w - T_o) - (T_w - T_i)}{\ln\left(\frac{(T_w - T_o)}{(T_w - T_i)}\right)} \quad (14)$$

In order to calculate Reynolds number (Re), Nusselt number (Nu) and Peclet number (Pe) for annular tube, hydraulic diameter ( $d_h$ ) of the channel is used.

Where  $d_h$  is hydraulic diameter and calculated by:

$$d_h = d_o - d_i \quad (15)$$

$$Nu = h \cdot d_h / k_{nf} \quad (16)$$

$$Re = \frac{\rho_{nf} \cdot V \cdot d_h}{\mu_{nf}} \quad (17)$$

$$Pe = \frac{\rho_{nf} \cdot C_{p_{nf}} \cdot V \cdot d_h}{k_{nf}} \quad (18)$$

Where  $d_o$ ,  $d_i$  is the outer and inner diameter of the annular passage.  $K_{nf}$ ,  $\rho_{nf}$ ,  $V$  and  $\mu_{nf}$  are thermal conductivity, density, velocity, and viscosity of nanofluid respectively.

### 3. Results and Discussions

The results of this investigation obtained for distilled water for both k- $\epsilon$  and S-A turbulence models were compared with famous equation of Gnielinski (Incropera et al., 2007) as shown in Fig. 2. It is clear to note that S-A model and k- $\epsilon$  models exhibited good agreement with Gnielinski equation with a maximum deviation of 6% for a S-A model rather than k- $\epsilon$  model which revealed 34% maximum error decreased with increasing Re to reach 2% in the end of the range (about Re = 56000).

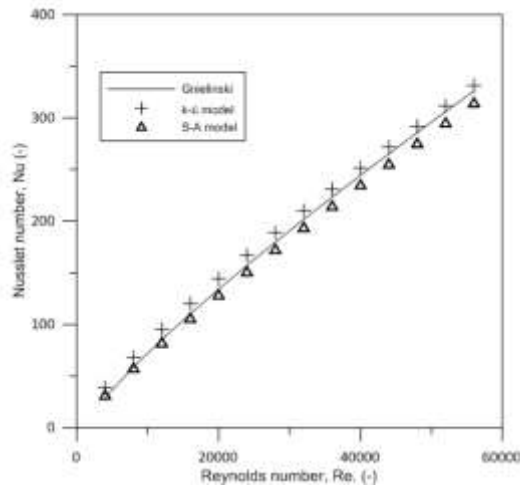


Fig. 2. Validation of the constructed model with pure water using k-  $\epsilon$  and S-A.

The experiments were conducted for volumetric concentrations of 0.2, 0.5, 1.0 and 5% of  $Al_2O_3$  and  $TiO_2$  nanoparticles. The convection heat transfer coefficient related to  $Al_2O_3$ /water nanofluid versus Peclet number is presented through Fig. 3. The Peclet number (Pe) is a comprehensive parameter to describe such effects, (Xuan et al., 2000).

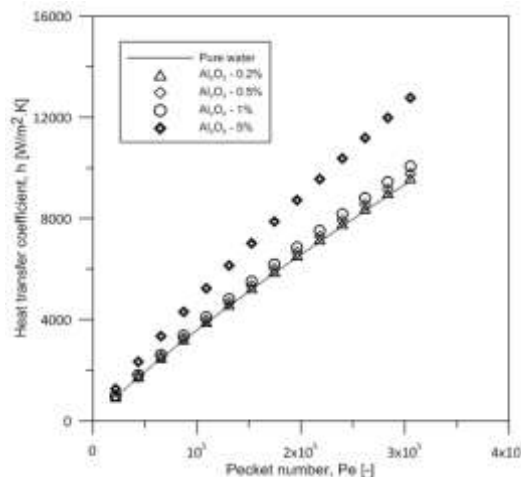


Fig. 3. Variation of heat transfer coefficient with Peclet number for  $Al_2O_3$ /water nanofluid.

Based on the results, for definite Peclet number, the convective heat transfer coefficient ( $h$ ) of nanofluid is higher than that of base fluid. This enhancement considerably is dependent on the concentration of nanoparticles. For example at Peclet number about 21,800, the heat transfer coefficients are 6.4% and 36.1% greater than those of the base fluid when the nanoparticle concentration are 1.0 vol.% and 5.0 vol.% respectively.

The results related to  $TiO_2$ /water nanofluid are demonstrated through Fig. 4. The behavior of this nanofluid is similar to that of  $Al_2O_3$ /water. For example the enhancements of heat transfer

coefficient for  $\text{TiO}_2/\text{water}$  nanofluid at Peclet number about 21,800 are about 5.7% and 31.7% for nanoparticle concentrations of 1.0 vol.% and 5.0 vol.% respectively.

Figures 5 and 6 demonstrate the Nusselt number for  $\text{Al}_2\text{O}_3/\text{water}$  and  $\text{TiO}_2/\text{water}$  nanofluids for different Peclet numbers. Both nanofluids show higher Nusselt number than those of the base fluids and enhancement increases with nanoparticle concentration. For example at Peclet number about 21,800, the enhancement of Nusselt number for  $\text{Al}_2\text{O}_3/\text{water}$  nanofluid with nanoparticles concentrations of 0.2, 0.5, 1.0 and 5.0% are 0.48%, 1.1%, 2.2% and 11.1% respectively.

For  $\text{TiO}_2/\text{water}$  nanofluid at Peclet number about 21,800, the increment of Nusselt number for  $\text{TiO}_2$  nanoparticle concentrations of 0.1, 0.5, 1.0 and 1.5% are 0.43%, 1.0 %, 2.1% and 10.8 % respectively. It is be noted that for both nanofluids, there is no significant enhancement in Nusselt number for concentrations less than 0.2%, which noted by (Kumar, 2011). Moreover, the relative enhancement of heat transfer is remarkably not affected by change of Peclet number (Pe) as observed in Figs. 7 and 8.

Such improvement of heat transfer becomes more pronounced with the increase of the particle concentration. The reduction of the thermal boundary layer thickness due to the presence of particles and their random motion within the base fluid may have important contributions to such heat transfer improvement as well.

The heat transfer enhancement of nanofluids has been reported for annular channel. (Nasiri et al., 2011) presented the experimental results for  $\text{Al}_2\text{O}_3/\text{water}$  nanofluid with concentrations of 0.5% and 1% at Peclet number about 59,000 under turbulent regime in annular circular tube and showed the increments of Nusselt number were 6.2 % and 13.6% respectively. The corresponding results, for the present study, at the same Peclet number and nanoparticle concentrations are 1.1%, 2.3%.

In order to compare the performance of two employed nanofluids in this research, Nusselt number plotted for concentrations of 1.0 and 5.0% in Fig. 9. Based on the results of this figure, there is no significant difference between the Nusselt numbers of two employed nanofluids.

Validation of results with correlations found by (Pak et al., 1998; Xuan et al., 2003; Maïga et al., 2006; VELAGAPUDI et al., 2008) are presented for concentrations of 1.0 and 5.0% for both nanofluids. Validation with the correlations was also done with both results obtained by k- $\epsilon$  and S-A turbulence models. Figures 10 and 11 are the validation for  $\text{Al}_2\text{O}_3/\text{water}$  for concentrations of 1.0 % and 5.0%, respectively. It is obvious that correlations of (Pak et al., 1998) and (VELAGAPUDI et al., 2008) are best fitted with results of S-A model with maximum error of 2%, while (Maïga et al., 2006) has overestimated results, (Xuan et al., 2003) has diversion that gets growing with increasing Re. Validation of (Pak et al., 1998) correlation also emphasized to give better results for comparison by (Bianco et al., 2011) for single phase fluid.

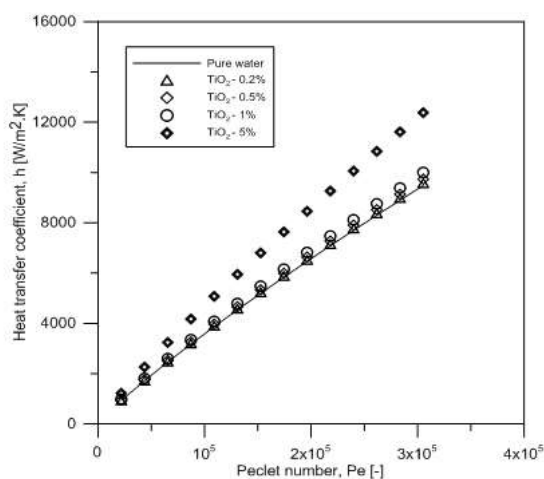


Fig. 4. Change of heat transfer coefficient with Peclet number for  $\text{TiO}_2/\text{water}$  nanofluid.

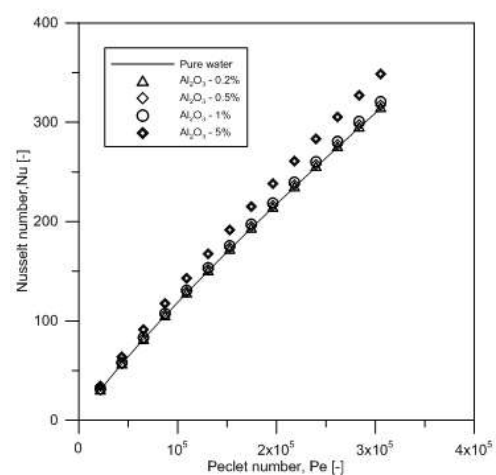


Fig. 5. Relation between Nusselt number and Peclet number for  $\text{Al}_2\text{O}_3/\text{water}$  nanofluid.

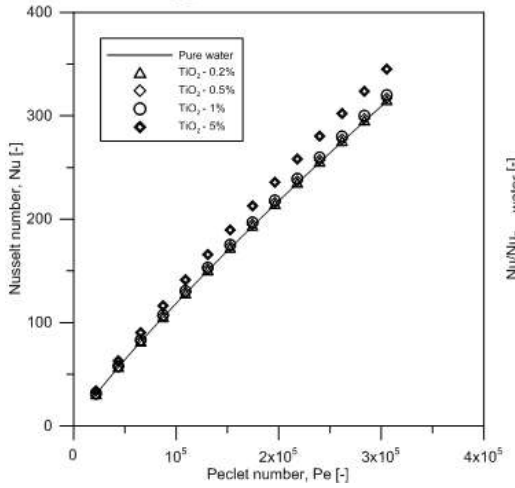


Fig. 6. Relation between Nusselt number and Peclet number for  $\text{TiO}_2$ /water nanofluid.

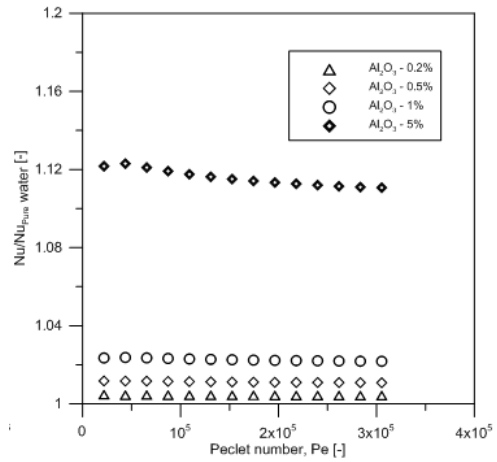


Fig. 7. Increase ratio of Nusselt number against Peclet number for  $\text{Al}_2\text{O}_3$ /water nanofluid relative to pure water.

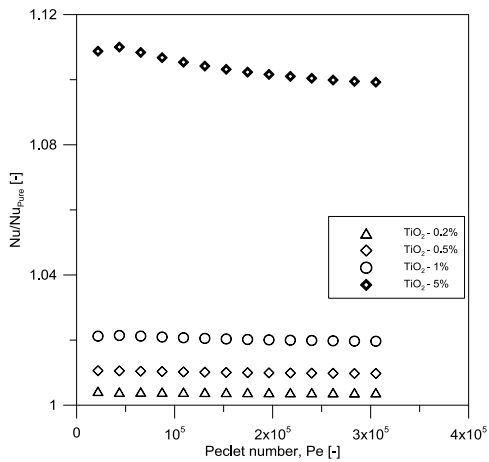


Fig. 8. Increase ratio of Nusselt number versus Peclet number for  $\text{TiO}_2$ /water nanofluid relative to pure water.

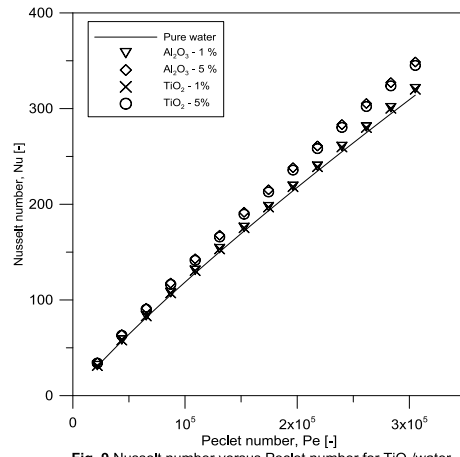


Fig. 9. Nusselt number versus Peclet number for  $\text{TiO}_2$ /water and  $\text{Al}_2\text{O}_3$ /water nanofluids.

Fig. 8. Increase ratio of Nusselt number versus Peclet number for  $\text{TiO}_2$ /water nanofluid relative to pure water.

Fig. 9. Nusselt number versus Peclet number for  $\text{TiO}_2$ /water and  $\text{Al}_2\text{O}_3$ /water nanofluids.

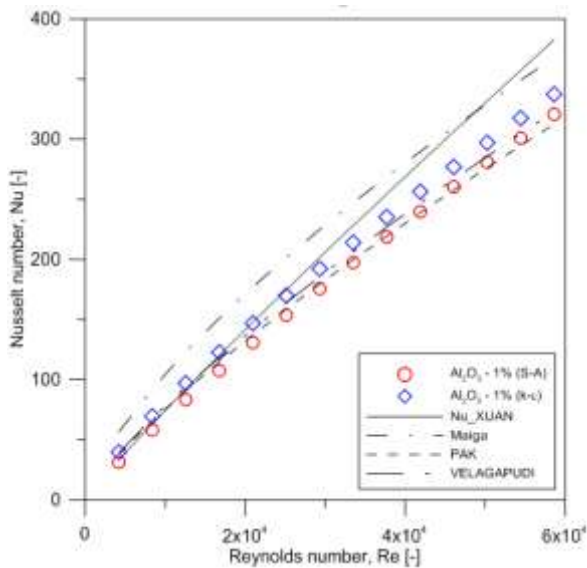


Fig. 10. Model validation with different correlation for  $\text{Al}_2\text{O}_3$ /water nanofluid  $\phi = 1\%$

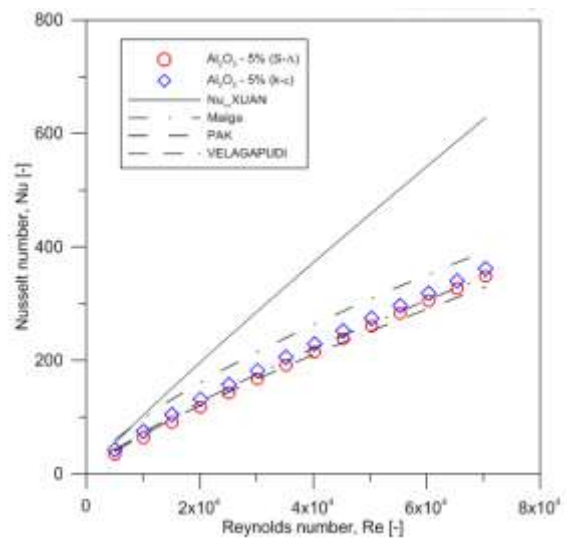


Fig. 11. Model validation with different correlation for  $\text{Al}_2\text{O}_3$ /water nanofluid,  $\phi = 5\%$

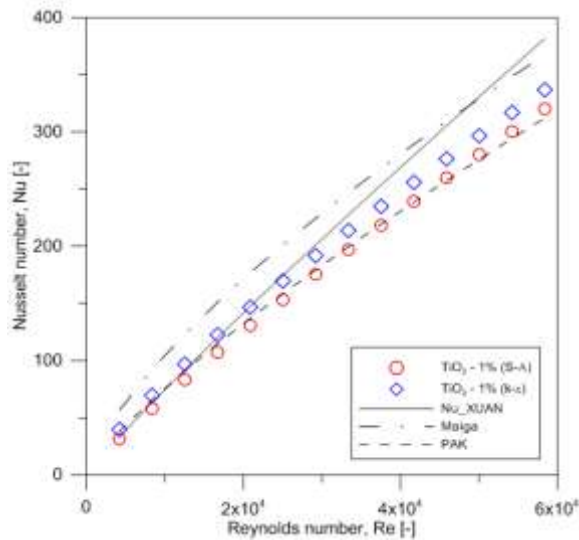


Fig. 12. Model validation with different correlation for TiO<sub>2</sub>/water nanofluid,  $\phi = 1\%$

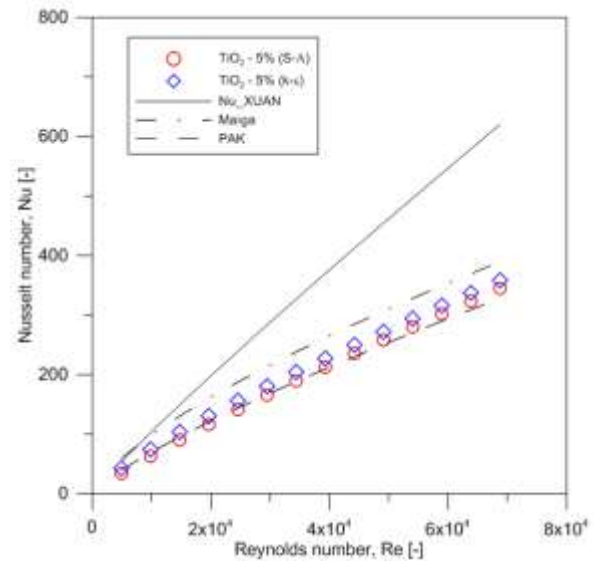


Fig. 13. Model validation with different correlation for TiO<sub>2</sub>/water nanofluid,  $\phi = 5\%$

Similar trends can be found for TiO<sub>2</sub>/water validation Figs. 12 and 13. No correlation from (VELAGAPUDI et al., 2008) for TiO<sub>2</sub>/water nanofluid.

#### 4. Conclusion

Numerical investigation for heat transfer enhancement for flow inside annular tube was done using two turbulence models, k- $\epsilon$  and S-A. A grid was constructed with condition that  $y^+$  is always below 1. The following concluded;

- Spalart-Allmaras turbulence model gives better convergence and more stability throughout validation with pure water flow.
- Heat transfer does enhanced by increasing concentration ratio of nanoparticles for each Al<sub>2</sub>O<sub>3</sub> and TiO<sub>2</sub>.
- Although (Pak et al., 1998) correlation is the eldest correlation, however, it gives best results when dealing nanofluid as single phase fluid.

#### References

- Abouali, O. and Ahmadi, G. (2012). "Computer simulations of natural convection of single phase nanofluids in simple enclosures: A critical review." *Applied Thermal Engineering*, 36, 1-13.
- Bhattacharya, P., Samanta, A. N. and Chakraborty, S. (2009). "Numerical study of conjugate heat transfer in rectangular microchannel heat sink with Al<sub>2</sub>O<sub>3</sub>/H<sub>2</sub>O nanofluid." *Heat Mass Transfer*, 45, 1323–1333.
- Bianco, V., Chiacchio, F., Manca, O. and Nardini, S. (2009). "Numerical investigation of nanofluids forced convection in circular tubes." *Applied Thermal Engineering*, 29, 3632–3642.
- Bianco, V., Manca, O. and Nardini, S. (2011). "Numerical investigation on nanofluids turbulent convection heat transfer inside a circular tube." *International Journal of Thermal Sciences*, 50, 341-349.
- Choi, S., Zhang, Z., Yu, W., Lockwood, F. and Grulke, E. (2001). "Anomalously thermal conductivity enhancement of in nanotube suspensions." *Applied Physics Letters*, 79(14), 2252– 2254.
- Choi, S. U. S. (1995). "Enhancing thermal conductivity of fluids with nanoparticles, developments and applications of non- Newtonian flows." *FED*, 231, 99-105.
- Cianfrini, M., Corcione, M. and Quintino, A. (2011). "Natural convection heat transfer of nanofluids in annular spaces between horizontal concentric cylinders." *Applied Thermal Engineering*, 31, 4055-4063.



- Darzi, A. A. R., Farhadi, M., Sedighi, K., Aallahyari, S. and Delavar, M. A. (2013). "Turbulent heat transfer of  $\text{Al}_2\text{O}_3$ -water nanofluid inside helically corrugated tubes: Numerical study." *International Communications in Heat and Mass Transfer*, 41, 68-75.
- Demir, H., Dalkilic, A. S., Kürekci, N. A., Duangthongsuk, W. and Wongwises, S. (2011). "Numerical investigation on the single phase forced convection heat transfer characteristics of  $\text{TiO}_2$  nanofluids in a double-tube counter flow heat exchanger." *International Communications in Heat and Mass Transfer*, 38, 218-228.
- Duangthongsuk, W. and Wongwises, S. (2010). "Comparison of the effects of measured and computed thermophysical properties of nanofluids on heat transfer performance." *Experimental Thermal and Fluid Science*, 34(6), 616-624.
- Gerasimov, A. (2006). "Modeling Turbulent Flows with FLUENT." Europe, ANSYS Inc.
- Heris, S. Z., Esfahany, M. N. and Etemad, S. G. (2007). "Experimental investigation of convective heat transfer of  $\text{Al}_2\text{O}_3$ /water nanofluid in circular tube." *International Journal of Heat and Fluid Flow*, 28, 203-210.
- Incropera, F. P., DeWitt, D. P., Bergman, T. L. and Lavine, A. S. (2007). Fundamentals of Heat and Mass Transfer. Hoboken, Wiley.
- Kumar, P. (2011). "A CFD Study of Heat Transfer Enhancement in Pipe Flow with  $\text{Al}_2\text{O}_3$  Nanofluid." *World Academy of Science*, 81, 746-750.
- Manca, O., Nardini, S. and Ricci, D. (2012). "A numerical study of nanofluid forced convection in ribbed channels." *Applied Thermal Engineering*, 37, 280-292.
- Manca, O., Nardini, S., Ricci, D. and Tamburrino, S. (2012). "Numerical Investigation on Mixed Convection in Triangular Cross-Section Ducts with Nanofluids." *Advances in Mechanical Engineering*, 2012.
- Maïga, S. E. B., Nguyen, C. T., Galanis, N. and Roy, G. (2004). "Heat transfer behaviours of nanofluids in a uniformly heated tube." *Superlattices and Microstructures*, 35, 543-557.
- Maïga, S. E. B., Nguyen, C. T., Galanis, N., Roy, G., Maré, T. and Mickaël Coqueux (2006). "Heat transfer enhancement in turbulent tube flow using  $\text{Al}_2\text{O}_3$  nanoparticle suspension." *International Journal of Numerical Methods for Heat & Fluid Flow*, 16(3), 275 - 292.
- Maïga, S. E. B., Palm, S. J., Nguyen, C. T., Roy, G. and Galanis, N. (2005). "Heat transfer enhancement by using nanofluids in forced convection flows." *International Journal of Heat and Fluid Flow*, 26, 530-546.
- Murugesan, C. and Tamilkolundu, S. (2012). Mechanism of Forced Convective Heat Transfer in  $\text{Al}_2\text{O}_3$ /Water Nanofluid under Laminar and Turbulent Flow. 2<sup>nd</sup> International Conference on Chemical, Ecology and Environmental Sciences. Singapore.
- Namburu, P. K., Das, D. K., Tanguturi, K. M. and Vajjha, R. S. (2009). "Numerical study of turbulent flow and heat transfer characteristics of nanofluids considering variable properties." *International Journal of Thermal Sciences*, 48, 290-302.
- Nasiri, M., Etemad, S. G. and Bagheri, R. (2011). "Experimental heat transfer of nanofluid through an annular duct." *International Communications in Heat and Mass Transfer*, 38, 958-963.
- Nguyena, C. T., Roya, G., Gauthiera, C. and Galanisb, N. (2007). "Heat transfer enhancement using  $\text{Al}_2\text{O}_3$ -water nanofluid for an electronic liquid cooling system." *Applied Thermal Engineering*, 27(8-9), 1501-1506.
- Nield, D. A. and Kuznetsov, A. V. (2014). "Forced convection in a parallel-plate channel occupied by a nanofluid or a porous medium saturated by a nanofluid." *International Journal of Heat and Mass Transfer*, 70, 430-433.
- Pak, B. C. and Cho, Y. I. (1998). "Hydrodynamic And Heat Transfer Study Of Dispersed Fluids With Submicron Metallic Oxide Particles." *Experimental Heat Transfer*, 11, 151-170.
- Pathipakka, G. and Sivashanmugam, P. (2010). "Heat transfer behaviour of nanofluids in a uniformly heated circular tube fitted with helical inserts in laminar flow." *Superlattices and Microstructures*, 47, 349-360.
- Qiang, L. and Yimin, X. (2002). "Convective heat transfer and flow characteristics of Cu-water nanofluid." *SCIENCE IN CHINA*, 45(4), 408-416.
- Rashmi, W., Ismail, A. F., Khalid, M. and Faridah, Y. (2011). "CFD studies on natural convection heat transfer of  $\text{Al}_2\text{O}_3$ -water nanofluids." *Heat Mass Transfer*, 47, 1301-1310.

- Rostamani, M., Hosseinizadeh, S. F., Gorji, M. and Khodadadi, J. M. (2010). "Numerical study of turbulent forced convection flow of nanofluids in a long horizontal duct considering variable properties." *International Communications in Heat and Mass Transfer*, 37, 1426–1431.
- Roy, G., Nguyen, C. T. and Lajoie, P.-R. (2004). "Numerical investigation of laminar flow and heat transfer in a radial flow cooling system with the use of nanofluids." *Superlattices and Microstructures*, 35, 497–511.
- Salim, S. M. and Cheah, S. C. (2009). *Wall  $y^+$  Strategy for Dealing with Wall-bounded Turbulent Flows*. Proceedings of the International MultiConference of Engineers and Computer Scientists, Hong Kong.
- Sharifi, A. M., Emamzadeh, A., Hamidi, A. A., Farzaneh, H. and Rastgarpour, M. (2012). *Computer-Aided Simulation of Heat Transfer in Nanofluids*. Proceedings of the International MultiConference of Engineers and Computer scientists, Hong Kong.
- Vajjha, R. S., Das, D. K. and Namburu, P. K. (2010). "Numerical study of fluid dynamic and heat transfer performance of  $Al_2O_3$  and CuO nanofluids in the flat tubes of a radiator." *International Journal of Heat and Fluid Flow*, 31, 613-621.
- Velagapudi, V., Konijeti, R. K. And Aduru, C. S. K. (2008). "Empirical Correlations To Predict Thermophysical And Heat Transfer Characteristics Of Nanofluids." *Thermal Science*, 12(2), 27-37.
- Xuan, Y. and Li, Q. (2000). "Heat transfer enhancement of nanofluids." *Int. J. Heat Fluid Flow*, 21, 58-64.
- Xuan, Y. and Q. Li (2003). "Investigation on convective heat transfer and flow features of nanofluids." *ASME Journal of Heat Transfer*, 125(1), 151-155.
- Yang, Y., Zhang, Z. G., Grulke, E. A., Anderson, W. B. and Wu, G. (2005). "Heat Transfer Properties of Nanoparticle-in-Fluid Dispersions (Nanofluids) in Laminar Flow." *Int J Heat Mass Transfer*, 48(6), 1107–1116.